

Oasis 3-Piece, 60 x 30 Bathtub With ActivLife 3-Bar (2-horizontal, 1-vertical) Package

30-inch / Private Access / Bars Only



Specification – Oasis 3-piece, 60 x 30-inch deep, FRP gelcoat bathtub model TS3P-6030, offered in a standard 16-inch or 17.25-inch (ABF) apron height. ActivLife package includes a single horizontal bar on the back wall and control wall, and a vertical bar at the entry on the control wall.

Standards Certification:

The bathtub listed is manufactured in compliance with ANSI Z124 Standards, and certified through an ongoing, independent quality assurance and testing program.

The factory-applied grab bar package is certified through an independent review program.



TS3P-6030 R / BP2-60
(RH drain / 3-bar package)
Model & Package Illustrated

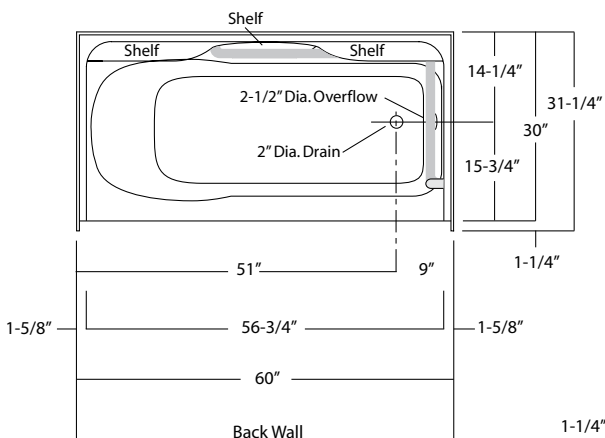
NOTE: Positioning of factory attached grab bars allow for installation of a shower enclosure.



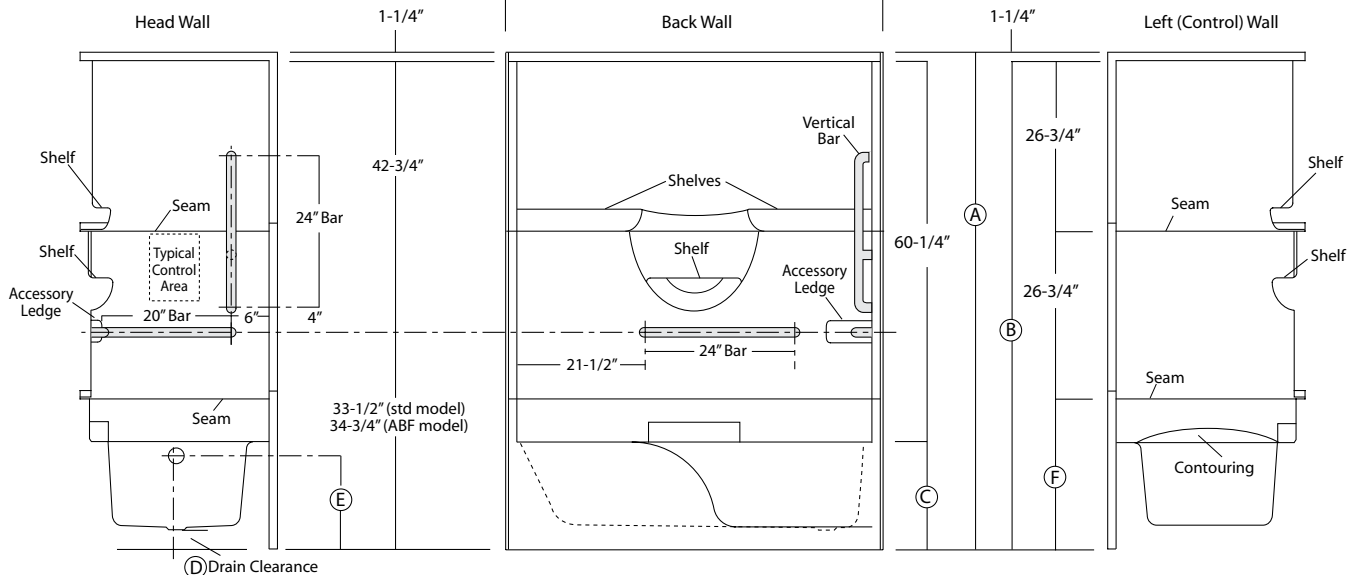
Home Innovation
LAB CERTIFIED™



	Base Unit	ABF Unit
A	77-1/2"	78-3/4"
B	76-1/4"	77-1/2"
C	16"	17-1/4"
D	1-3/4"	3"
E	13-3/4"	15"
F	22-3/4"	24"



Enclosure Size:
56-3/4" w (max) x 60-1/4" h (max)

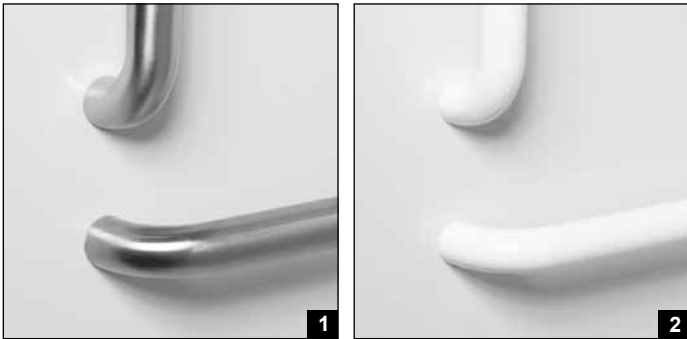
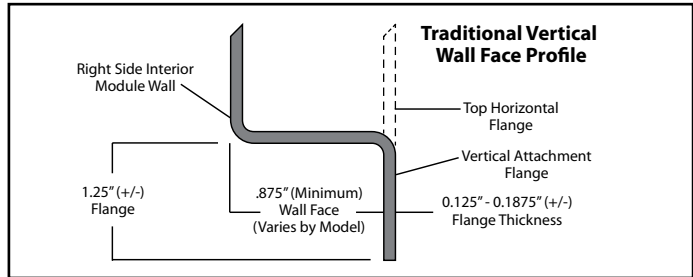


Dimensions shown are maximum. Due to the nature of the materials involved, actual unit dimensions can vary (tolerances: +0 / -3/8 inch). Oasis reserves the right to modify or discontinue product and/or associated equipment without prior written or verbal notification or obligation.

Model ID	Package Code	Description (define configuration referencing drain end)
TS3P-6030 L (Std or ABF) TS3P-6030 R (Std or ABF)	/ BP2-60 (left drain) / BP2-60 (right drain)	60" x 30", 3-piece, end drain, tub-shower, with 16" (Std) or 17.25" (ABF) apron, and ActivLife 1.50" dia. stainless steel 3-bar package (single horizontal bars on back wall and control wall, single vertical bar on control wall).
Powder Coated Bar Packages (1.25-inch dia.)		
TS3P-6030 L (Std or ABF) TS3P-6030 R (Std or ABF)	/ BP2-60 WHT (left drain) / BP2-60 WHT (right drain)	60" x 30", 3-piece, end drain, tub-shower, with 16" (Std) or 17.25" (ABF) apron, and ActivLife 1.25" dia. white powder coated, 3-bar package (single horizontal bars on back wall and control wall, single vertical bar on control wall).
TS3P-6030 L (Std or ABF) TS3P-6030 R (Std or ABF)	/ BP2-60 OFW (left drain) / BP2-60 OFW (right drain)	60" x 30", 3-piece, end drain, tub-shower with 16" (Std) or 17.25" (ABF) apron, and ActivLife 1.25" dia. off-white powder coated 3-bar package (single horizontal bars on back wall and control wall, single vertical bar on control wall).
TS3P-6030 L (Std or ABF) TS3P-6030 R (Std or ABF)	/ BP2-60 SNK (left drain) / BP2-60 SNK (right drain)	60" x 30", 3-piece, end drain, tub-shower with 16" (Std) or 17.25" (ABF) apron, and ActivLife 1.25" dia. nickel 3-bar package (single horizontal bars on back wall and control wall, single vertical bar on control wall).
	ADD / SHWR ROD-TS	Factory installed 1" dia. stainless steel shower curtain rod.

Package Notes:

1. Model available without listed package.
2. For 2-bar package without seat, see ActivLife "BP1-60" package code.
3. For 4 and 5-bar packages without seat, see ActivLife "4BAR" and "5BAR" package codes.
4. Model available with ANSI or ADA compliant bar and seat packages, see "ANS09" and "ADA10" package codes.
5. For REINFORCEMENT ONLY for bars (based on ANS09 package less seat), see ActivLife "FH" package code.
6. For expanded reinforcement package options, (with or without listed package components), see ActivLife "3SM" and "3SF" package codes.



- Photo 1: Grab Bars: Factory-installed 1.50-inch dia. stainless steel , concealed attachment, 18 gauge, #304 brushed stainless steel grab bars. Concealed attachment design provides tamper-resistance and minimizes debris collection areas at contact points, compared to common exposed flange bar designs, without compromising bar attachment integrity. (Reinforced areas include a structural core material encapsulated in FRP composite.)
- Photo 2: Grab Bars: Factory-installed 1.25-inch dia. powder coated (in finishes listed above), concealed attachment, 18 gauge, #304 stainless steel grab bars. Concealed attachment design provides tamper-resistance and minimizes debris collection areas at contact points, compared to common exposed flange bar designs, without compromising bar attachment integrity. (Reinforced areas include a structural core material encapsulated in FRP composite.)