

MOEN®

Specifications

DESCRIPTION

- Elongated bidet toilet seat (electronic)
- Color: White

OPERATION

- Use as a retrofit product to convert regular elongated toilet seats to an electronic bidet toilet seat

INSTALLATION REQUIREMENTS


- Fits most elongated bowl (see below for specifications)
 - The distance between the 2 mounting holes must be between 4-9/10" and 7-1/2" (12.5cm - 19cm)
 - The distance from the supply valve to the eBidet inlet should be 19-7/10" (50cm) or less
 - The distance between the mounting holes and the edge of the toilet bowl must be between 17-7/10" and 19-3/10" (45cm - 49cm)
 - Requires minimum dynamic (flowing) water pressure of 10 psi (0.07MPa) and a maximum static (non-flowing) water pressure of 110 psi (0.75MPa)
- Required: 120V AC power outlet on a 10A minimum circuit
- 48 inch electrical cord included

STANDARDS

- Third party certified by Intertek:
- ASME A112.4.2 / CSA B45.16 Personal hygiene devices for water closets, which includes conformity to IAPMO / ANSI Z124.5 plastic toilet seats
- CSA C22.2 no. 68 Motor-operated appliances (household and commercial)
- CSA C22.2 no. 64 Household cooking and liquid-heating appliances
- UL 1431 standard for personal hygiene and health care appliances
- ADA Compliant

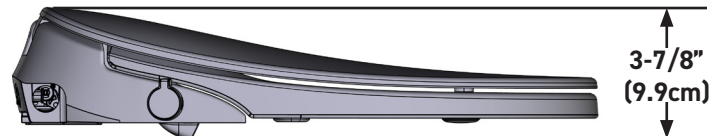
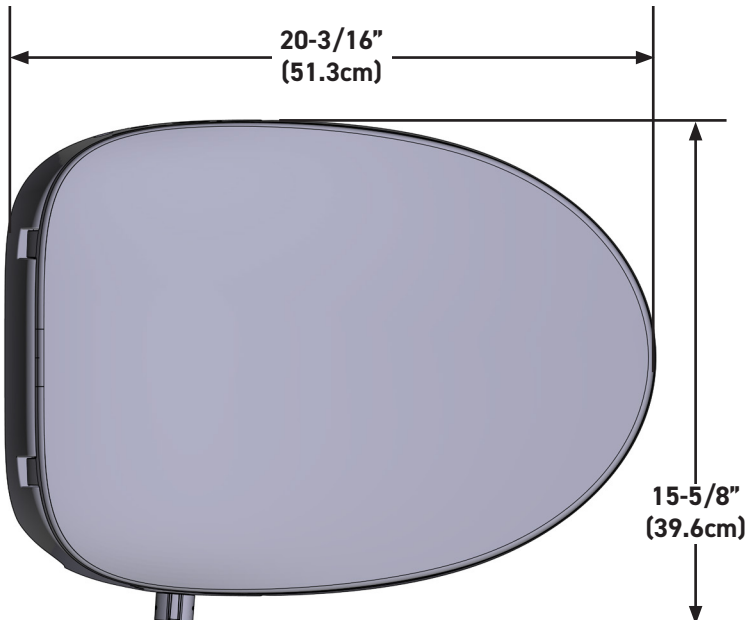
WARRANTY

- Limited 3 year warranty against leaks and finish defects to the original consumer purchaser
 - 1 year warranty if used in commercial installations
- Visit www.moen.com/support for complete details and limitations



Moen®
eBidet

MODELS: EB800-E



CRITICAL DIMENSIONS DO NOT SCALE

MOEN®

Specifications

MOEN® eBidet Feature Comparison Chart



EB500-E



EB500-R



EB800-E



EB1000

	EB500-E	EB500-R	EB800-E	EB1000
POWER				
Electrical Outlet Required			•	•
CLEANSING				
Anterior Cleanse	•	•	•	•
Posterior Cleanse	•	•	•	•
Oscillating Cleanse				•
Pulsating Cleanse				•
Water Pressure Control	•	•	•	•
Water Temperature Control			•	•
Nozzle Position Adjustment				•
Instantaneous Water Heating			•	•
SEAT				
Round Shape		•		
Elongated Shape	•		•	•
Antimicrobial Seat			•	•
Heated Seat with Temperature Control			•	•
Softclose Seat and Lid	•	•	•	•
HYGIENE				
Self-Cleaning Nozzle	•	•	•	•
Antibacterial Nozzle (Silver Nanotech)			•	•
Replaceable Nozzle	•	•	•	•
ENERGY SAVING				
Auto Energy Saver				•
On/Off Button			•	•
SENSOR				
Seat Sensor			•	•
Night Light				•
CONTROL				
Knob Control Only	•	•	•	
Knob Control and Side Panel				•