

# BLD101

SMALL ROUND BUILDER'S SERIES

## DETAILS

Materials: Copper, Stainless Steel, or Brass

Installation Type: Drop-In or Undermount

Uses Standard 1.5" Drain, No Overflow

Each sink is hand-crafted; no two sinks will be the same

NOTE: Due to the handmade nature of the sink, dimensions are approximate and variations in the metal may be visible.

## AVAILABLE FINISHES

	<b>DB</b>	Dark Bronze
	<b>AB</b>	Antique Bronze
	<b>UB</b>	Satin Unlacquered Brass
	<b>PB</b>	Polished Unlacquered Brass
	<b>SS</b>	Satin Stainless Steel
	<b>PS</b>	Polished Stainless Steel

## AVAILABLE DRAINS

	<b>D004</b>	Grid Strainer
	<b>D005</b>	Lift and Turn
	<b>D006</b>	Pop-up w/ lift rod
	<b>D011-D017</b>	Decorative Grid Strainer
	<b>D101-D720</b>	Decorative Drains

## INSTALLATION

Drain should be installed first.

**DROP-IN:** Cut opening large enough for the sink to be "dropped in" to countertop. **UNDERMOUNT:** Cuts in countertop are up to the discretion of the installer. Clips or other installation method must be provided by the fabricator/installer. Use 100% silicone to adhere sink to countertop. Clean any excess silicone from sink surface to avoid damaging the finish.

## CARE

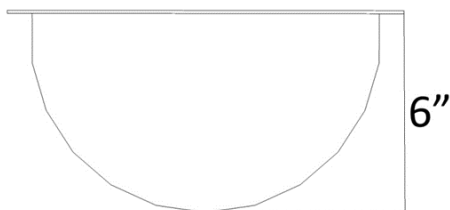
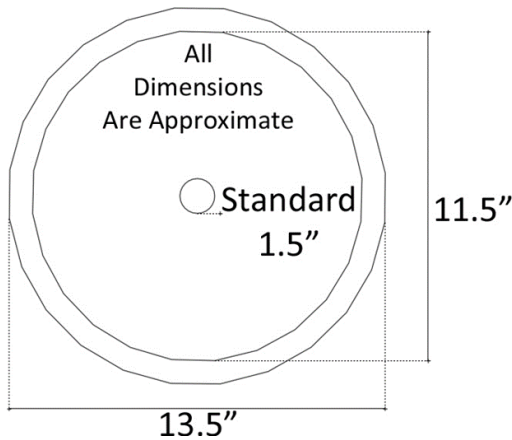

This sink has a living finish (in the copper [DB] and brass [UB, PB, AB] materials), which will change with time and use. Use mild soap and water for everyday cleaning. Avoid any harsh abrasives, acidic cleaning products, and antibacterial hand soap. A paste wax may be applied periodically to protect the finish and help with water spotting.

## WARRANTY

Linkasink warranties our product to be free from manufacturing defect for the life of the product. Warranty does not cover improper care or abuse/neglect, or changes to the living finish.



SHOWN IN PB



### DIMENSIONS WILL VARY

**DO NOT** use this sheet as a guide for countertop cuts. Due to the handmade nature of each product, templates are not provided.